

DVC
Application Process
for
High School Students

Start the application process

Go to
www.dvc.edu
and click
“Apply Now”

DVC DIABLO VALLEY COLLEGE

APPLY NOW • INSITE • CANVAS • FACULTY/STAFF • A-Z INDEX • DIRECTORY

Search DVC website



Select Language

Powered by Google Translate

BECOME A DVC STUDENT • CURRENT STUDENTS • INTERNATIONAL STUDENTS • COMMUNITY PROGRAMS • ACADEMIC PROGRAMS • ATHLETICS



Select how
you would
like to enroll

Enroll as a
high school student

Steps to Enroll

Welcome to Diablo Valley College! We are excited to start you on your path to academic and life success.

Already a DVC student?

Once you've found the classes you want to take, you can go directly to InSite to register.

New student

You have never taken a college class before, and you are not currently in high school.

[Enroll as a new student](#)

Returning student

You were previously enrolled at DVC, LMC, or CCC but have not taken a class for one year or more.

[Enroll as a returning student](#)

High school student

You will be enrolled in high school and DVC at the same time.

[Enroll as a high school student](#)

Transferring from another college

You have never attended DVC, LMC, or CCC, but have completed classes at another college or university.

[Enroll as a transfer student](#)

Lifelong learner

You are taking classes for skill or personal improvement and are not planning to complete degree or transfer requirements.

[Enroll as a lifelong learner](#)

International student

You are planning to get or have an F-1 visa to attend DVC.

[Enroll as an F-1 student](#)

Military and veteran student

You are currently or have previously been active in the armed forces, or are a dependent, and would like to receive VA education benefits.

[Enroll as a military student](#)

Community education

You are interested in our Emeritus, College for Kids or College Prep Academy programs.

[More on community education](#)

Steps to Enroll for High School Students

Start with Step One

Steps to Enroll for High School Students

Follow these steps if you will be enrolled in high school and DVC at the same time.

Step one: apply +



Step two: submit a special admission recommendation form +

FERPA-Family Educational Rights and Privacy Act

FERPA mandates that while minor high school students attend college, they are considered regular college students, and the privacy of their educational records is protected. Only the student has a right to their academic record. We will not release student information to parents without the prior written consent of the student.

Helpful information by grade

Graduating seniors

In order to receive priority registration, graduating seniors should follow the [new student](#) steps for enrollment.

Juniors and seniors

If you are entering the 11th or 12th grade, you may register for classes prior to the first class session. Please see the calendar in back of the schedule of classes for registration dates. Bring the completed special admissions recommendation form to the Admissions and Records office to register in person. You must show a photo ID.

You are limited to 11.9 units per semester.

Complete online by clicking CCCApply

Steps to Enroll for High School Students

Follow these steps if you will be enrolled in high school and DVC at the same time.

Step one: apply -



Complete an online application at [CCCApply](#).

Within 24 business hours, you will be emailed your new DVC student ID number, registration date, important student account information, and a link to the online orientation.

This information will be sent to the email address you provided on your application.

Step two: submit a special admission recommendation form +

Create an OpenCCC account

- ▶ Select “Create an Account”

Application to College

Before applying to college you must first have an OpenCCC account.


The OpenCCC single sign-in account allows you to access the online services of the California Community Colleges.


OpenCCC is a service of the California Community Colleges Chancellors Office. The information in your account is kept private and secure.



Note: OpenCCC is a new systemwide account. Accounts from our previous application system are not available. Please create an account if you have not already done so.

Begin Creating Your Account



 **OpenCCC**

CALIFORNIA COMMUNITY COLLEGES

Welcome Create Account

Create Your OpenCCC Account

OpenCCC allows you to access California Community Colleges secure web applications.

You Must Have an Email Address

The California Community Colleges and OpenCCC will use email to send you important information. You will need to provide an email address when you create your account.

Free email accounts are available from many sources:

- [Google Gmail](#)
- [Yahoo Email](#)
- [Microsoft Outlook](#)
- [Other Providers](#)

Note: While all of the providers listed above have millions of users and are widely trusted to be reliable and secure, OpenCCC and the CCC Chancellor's Office do not endorse any particular email providers, and will have no liability should any issues arise with a particular email provider.

All information is kept secure and private as explained in the [Privacy Policy](#). By creating an OpenCCC account, you are agreeing to the terms and conditions of the [Privacy Policy](#).

[Begin Creating My Account](#) or [Return to Sign In](#)

Start filling out Personal Information

Create Account

Personal Information - Page 1 of 3

[Cambiar a español](#)

Legal Name

Enter your legal name as it appears on official documents such as your government issued ID.

First Name

Check this box if you do not have a first name

Middle Name

Check this box if you do not have a middle name

Last Name

Suffix

Yes No Do you have a previous name (such as a maiden name)?

Yes No Do you have a preferred name that is different than your legal and/or previous name?

Date of Birth

Due to laws regarding children's online privacy, this system will not allow accounts to be created by persons under the age of 13. For more information, please refer to the [Privacy Policy](#).

This information is used for protection of minors in online transaction environments, as well as to differentiate between persons having the same name. It is also used to comply with state and federal law pertaining to residency, guardianship, and admission of minors to college. This information will not be used in making admissions decisions except as permitted by law.

Date of Birth Month Day Year

Confirm Date of Birth Month Day Year

- Note: Social Security Number is optional but encouraged
- When page 1 is complete click "Continue"

Social Security Number

The Social Security number is used as a means of identifying student records and to facilitate financial aid.

I plan to apply for admission to college or financial aid.

The Social Security Number is required to claim tax credits for higher education costs known as the American Opportunity Tax Credit in accordance with the Taxpayer Relief Act of 1997.

Federal law requires the California Community Colleges to provide specific information to the Internal Revenue Service (IRS) for the purpose of filing an information return (IRS Form 1098-T "Tuition Statement") for each student in attendance, with a few [exceptions](#).

The information required by the IRS includes the student's name, address, Social Security Number (SSN) or Taxpayer Identification Number (TIN/TIN), and enrollment status, as well as the amount of tuition paid or billed, and scholarships received. (26 C.F.R. 1-60505-1(b)(2)(ii).)

Failure to provide a correct Social Security Number or TIN while claiming tax credits for specified education expenses may result in a penalty levied against the student by the IRS in the amount of \$100, per year, until the missing or incorrect information is provided (26 C.F.R. 1-60505-1(e)(4)).

In addition, California Education Code sections 68041 and 70901(b)(7) authorizes the California Community Colleges Chancellor's Office (CCCCO) to collect information you submit through the OpenCCC Online Student Account and CCCApply Online Application for Admission for the purposes of completing and submitting California College admission applications and financial aid on your behalf.

Further, information acquired by the CCCCCO is subject to the limitations set forth in the Information Practices Act of 1977 (Title 1.8 (commencing with Section 1798) of Part 4 of Division 3 of the Civil Code). Compliance with these laws is identified in the [Privacy Policy](#).

Please indicate the type of number:

Social Security Number Taxpayer Identification Number

By providing my Social Security Number (or Taxpayer Identification Number) below, or indicating that I do not have a Social Security Number or decline to provide one at this time, I confirm that I have read and understand the federal regulations provided above, and the state regulations provided in the [Privacy Policy](#).

Your Social Security Number must be accurate to ensure the integrity of your permanent record and to avoid potential penalties imposed by the IRS for providing an incorrect number.

Social Security Number or Taxpayer Identification Number

Repeat Social Security Number or Taxpayer Identification Number

Check this box if you **do not** have a Social Security Number or Taxpayer Identification Number, or decline to provide one at this time.

International students, nonresident aliens, and other [exceptions](#), may not have a Social Security Number (or Taxpayer Identification Number) and should check this box.

[Continue](#) or [Cancel](#)

Fill out Contact Information then click “Continue”

Create Account

[Cambiar a español](#)

Contact Information - Page 2 of 3

Email

An email address is required for important messages, including information about college admission and registration. Please enter an email address that you check regularly.

Email Address

Repeat Email Address

Use Personal email account not High school email

Telephone

Text messaging may be used by OpenCCC and individual colleges in situations such as account recovery, class cancelations, and emergency notifications. If you would like to receive text messages on your phone(s), please check the appropriate box(es).

Main Telephone Number

Extension

up to four digits

I authorize text messages to the telephone number above, and accept responsibility for any charges that result.

Second Telephone Number

Extension

up to four digits

I authorize text messages to the telephone number above, and accept responsibility for any charges that result.

Permanent Address

- My permanent address is outside the United States.
- I have no permanent address because I am currently homeless.

International, F1, M1, or J1 visa students MUST provide a permanent address.

Street Address

Include apartment number or suite

City


State

- Select State -

ZIP Code

Continue

or [Cancel](#)



Create Username, Password and Security Questions

When finished click “Create My Account”

Create Account

Security and Credentials - Page 3 of 3

Username and Password

To enable you to sign in later, you must choose a unique username for your account.

Username

Minimum 6 characters (letters, numbers, special characters)

Password

7 to 20 characters (letters and at least one number)

Repeat Password

- Be sure to record your username and password for later use.
- Please do not share your account with others, even family members.

Security PIN

For additional security, please create a 4-digit Personal Identification Number (PIN) for your account. Enter your PIN twice to make sure you type it correctly.

PIN

Repeat PIN

Security Questions

If you forget your username or password, or if you want to change your password or PIN, you will be asked one or more of your personal security question. Please select three security questions you would like to be asked, and enter your answers to those questions.

First Security Question

Answer to the First Security Question

Second Security Question

Answer to the Second Security Question

Third Security Question

Answer to the Third Security Question

I'm not a robot

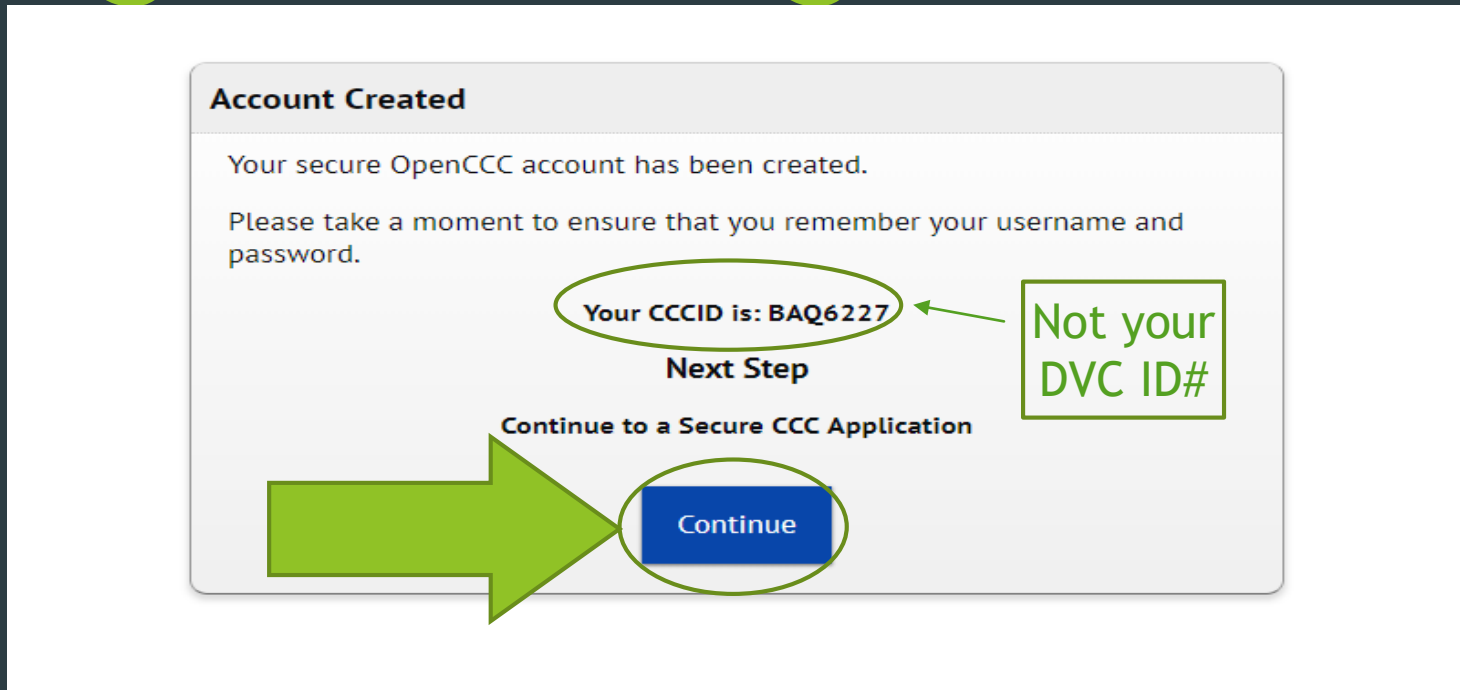


[Create My Account](#) or [Cancel](#)



Account Created

Now you have your CCCID#
Need to Click “Continue” to
Register and get DVC ID#



Start DVC Application


Enrollment Information > Welcome to the Application for Admission to College [Cambiar A Español](#)

Enrollment Information

Term Applying For
-- Select --

Educational Goal
-- Select --

Intended Major or Program of Study
-- Select --

[Save](#)  [Continue](#)

Account Information
Education
Citizenship/Military
Residency
Needs & Interests
Demographic Information
Submission

Account Information

Note: You do not have to provide Social Security Number but is recommended

Account Information

Enrollment Information ✓

Account Information >

Education

Citizenship/Military

Residency

Needs & Interests

Demographic Information

Submission

Review OpenCCC Account Information

The following account information will be submitted with your application to college. Please carefully review this information and change any o

Current Full Name [Redacted]

Permanent Address [Redacted]

Previous or Alternate Name

Preferred Name

Main Phone [Redacted]

Second Phone

Email [Redacted]

Social Security Number ⚠ SSN Not Provided
It is important to provide your Social Security Number. Please edit your account.

Date of Birth [Redacted]

Parent/Guardian Information

By California law, qualification for resident tuition is based on the residency of your parent(s) or guardian(s) until you are 19 years of age, except in certain special circumstances. The following questions will be used to determine whether or not you need to provide [parent](#) or [guardian](#) information for the purposes of determining residency. Your response will not affect your admission to college.

Select the statement that applies to you:

At least one of the following statements is true about me.

- I am or have been married.
- I am legally [emancipated](#).
- I do not have a living parent or guardian.
- As of 01/27/2019, I will be on active duty in the armed services.
- As of 01/27/2019, I will have been [self-supporting](#) for at least one year.

None of the statements above is true about me.

Parent/Guardian Name & Relationship

First Name

Last Name

Relationship

Current Mailing Address

My mailing address is the same as the Permanent Address in my OpenCCC Account above

My current mailing address is outside the United States

Street Address

Include apartment number or suite

City

State

ZIP Code

Click "Continue"



Education Information

College Enrollment Status select: “Enrolling in high school and college at same time”

The screenshot shows a web form titled "Education" with a sidebar on the left containing navigation links: Enrollment Information (checked), Account Information (checked), Education (active), Citizenship/Military, Residency, Needs & Interests, Demographic Information, and Submission. The main form is divided into several sections:

- College Enrollment Status:** A dropdown menu is highlighted with a green box and a green arrow pointing to it. The selected option is "Enrolling in high school (or lower grade) and college at the same time".
- High School Education:** A dropdown menu is set to "Will be enrolled in high school (or lower grade) and college at the same time".
- Last High School Attended:** Radio buttons are selected for "I attended high school." and "I was homeschooled in a registered homeschool organization."
- High School Transcript Information:** A callout box highlights this section. It includes a "Yes" radio button selected for "Have you completed the 11th grade?". Below are two text input fields for GPA (unweighted and cumulative unweighted) and two dropdown menus for the highest English and math courses completed in high school.
- College Education:** A dropdown menu is set to "-- Select education level --".
- Colleges/Universities Attended:** Radio buttons are selected for "None" and "1".

At the bottom right, a green arrow points to a "Continue" button, which is also circled in green. A text box above the arrow says "Click 'Continue'". A "Save" button is located at the bottom left of the form.

Citizenship/Military Status

Enrollment Information ✓

Account Information ✓

Education ✓

Citizenship/Military >

Residency

Needs & Interests

Demographic Information 🗨

Submission

Citizenship/Military [Cambiar A Español](#)

Citizenship

Citizenship Status

U.S. Military/Dependent of Military

U.S. Military status as of 01/27/2019

Click "Continue"

Residency Information

Residency

Enrollment Information ✓
Account Information ✓
Education ✓
Citizenship/Military ✓
Residency >
Needs & Interests ⚠
Demographic Information ⚠
Submission

California Residence

Yes No Has your parent or guardian lived in California continuously since 01/27/2017?

Special Residency Categories

Yes No Is your parent or guardian a full-time employee of any of the following colleges/universities?

- California Community College
- California State University or College
- University of California
- Maritime Academy

Yes No Are you a full-time credentialed employee of a California public school enrolling in college for purposes of fulfilling credential-related requirements?

Yes No Has your parent or guardian been employed as a seasonal agricultural worker for at least a total of two months of each of the past two years?

Yes No At any time in the last 24 months were you determined to be homeless by any of the following agencies?

- High school or school district homeless liaison
- Emergency shelter or transitional housing program
- Director of a runaway or homeless youth basic center or transitional living program

Yes No Have you ever been in [court-ordered foster care](#)?

Out-of-State Activities

Yes No Since 01/27/2017, has your parent or guardian declared residency in another state for state income tax purposes?

Yes No Since 01/27/2017, has your parent or guardian registered to vote in another state?

Yes No Since 01/27/2017, has your parent or guardian declared residency at an out-of-state college or university?

Yes No Since 01/27/2017, has your parent or guardian petitioned for a lawsuit or a divorce as a resident in another state?

Needs & Interests

Enrollment Information	<h2>Needs & Interests</h2> <p>This information you provide on this page will not be used in making admission decisions and will not be used for discriminatory purposes.</p> <h3>Main Language</h3> <p><input type="radio"/> Yes <input type="radio"/> No Are you comfortable reading and writing English?</p>	<h2>Programs & Services</h2> <p>Check the programs and services in which you are interested. (Not all college campuses offer every program and service listed.)</p> <ul style="list-style-type: none"><input type="checkbox"/> Academic counseling/advising<input type="checkbox"/> Basic skills (reading, writing, math)<input type="checkbox"/> CalWorks<input type="checkbox"/> Career planning<input type="checkbox"/> Child care<input type="checkbox"/> Counseling - personal<input type="checkbox"/> DSPS - Disabled Student Programs and Services<input type="checkbox"/> EOPS - Extended Opportunity Programs and Services<input type="checkbox"/> ESL - English as a Second Language<input type="checkbox"/> Health services<input type="checkbox"/> Housing information<input type="checkbox"/> Employment assistance<input type="checkbox"/> Online classes<input type="checkbox"/> Re-entry program (after 5 years out)<input type="checkbox"/> Scholarship information<input type="checkbox"/> Student government<input type="checkbox"/> Testing, assessment, orientation<input type="checkbox"/> Transfer information<input type="checkbox"/> Tutoring services<input type="checkbox"/> Veterans services
Account Information		
Education		
Citizenship/Military	<h3>Financial Assistance</h3> <p><input type="radio"/> Yes <input type="radio"/> No Are you interested in receiving information about money for college?</p> <p><input type="radio"/> Yes <input type="radio"/> No Are you receiving TANF/CalWORKs, SSI, or General Assistance?</p>	
Residency		
Needs & Interests		
Demographic Information	<h3>Athletic Interest</h3> <p>Are you interested in participating in a sport while attending college?</p> <p>(Your response does not obligate you in any way. To be eligible to participate on an intercollegiate team, you must be enrolled in at least 12 units.)</p> <ul style="list-style-type: none"><input type="radio"/> Yes, I am interested in one or more sports, including the possibility of playing on an intercollegiate team.<input type="radio"/> Yes, I am interested in intramural or club sports, but not in playing on an intercollegiate team.<input type="radio"/> No, I am not interested in participating in a sport (beyond taking P.E. classes).	
Submission		

Demographic Information

Enrollment Information ✓

Account Information ✓

Education ✓

Citizenship/Military ✓

Residency ✓

Needs & Interests ✓

Demographic Information >

Submission

Demographic Information

Gender

This information will be used for state and federal reporting purposes. It is optional and voluntary and will not be used for a discriminatory purpose. "Gender" in this context, means a person's sex, or a person's [gender identity](#) and [gender expression](#).

Gender

Parent/Guardian Educational Levels

Regardless of your age, please indicate the education levels of the [parents and/or guardians who raised you](#).

Parent or Guardian 1

Parent or Guardian 2

Race/Ethnicity

Per U.S. Department of Education guidelines, colleges are required to collect this racial and ethnic data.

Yes No Are you Hispanic or Latino?
A person of Cuban, Mexican, Puerto Rican, South or Central American, or other Spanish culture or origin, regardless of race.

What is your race? Check one or more:

- Asian: Indian
- Asian: Chinese
- Asian: Japanese
- Asian: Korean
- Asian: Laotian
- Asian: Cambodian
- Asian: Vietnamese
- Asian: Filipino
- Asian: Other
A person having origins in any of the original peoples of the Far East, Southeast Asia, or the Indian Subcontinent.
- Black or African American
A person having origins in any of the black racial groups of Africa.
- American Indian / Alaskan Native
A person having origins in any of the original peoples of North and South America (including Central America) who maintains cultural identification through tribal affiliation or community attachment.
- Pacific Islander: Guamanian
- Pacific Islander: Hawaiian
- Pacific Islander: Samoan
- Pacific Islander: Other
A person having origins in any of the original peoples of Hawaii, Guam, Samoa, or other Pacific Islands.
- White
A person having origins in any of the original peoples of Europe, the Middle East, or North Africa.

Submission

Cambiar A Español

- Enrollment Information ✓
- Account Information ✓
- Education ✓
- Citizenship/Military ✓
- Residency ✓
- Needs & Interests ✓
- Demographic Information ✓
- Submission

Submission

Review Your Responses

[Save as PDF](#)

We recommend that you review your responses to ensure you've provided complete and accurate information.

[Review My Application](#)

Request for Consent to Release Information

The community colleges you attend and the Chancellor's Office of the California Community Colleges request your help. We ask that you agree to allow us to release necessary personal information about you to various agencies and organizations so we can do research, plan programs and offer special services to you (such as transfer opportunity information or state financial aid). If you do agree to give your consent, your information will not be sold, used for commercial purposes, released to the public, or given to other government agencies for purposes of determining benefits (other than financial aid), except where specifically required by law. In addition, if you do consent to release of your information, those organizations and agencies to which your information is given are prohibited by law from using it for any unauthorized purpose or releasing it to anyone else. If you do not give your consent, personal information about you will not be shared with other organizations or agencies except where allowed by law. You should also know that answering "no" to this question will not prevent release of certain "directory information" about you. To learn more about directory information or how to block its release, see the [Privacy Policy](#).

I authorize the Chancellor's Office, California Community Colleges, and the community colleges I am attending to release necessary personal information contained in my education records, including my Social Security number, for the purposes described in the [Full Statement of Consent](#).

- I consent I do not consent

Submit Your Application

You are about to submit your application to Diablo Valley College. NO CHANGES can be made to your application once it is submitted.

California state law* allows you to submit your application and residency information online with an electronic signature verification. Your completion of this page will provide the necessary verification for electronic submission. The security and privacy of the information in your submitted application are protected as described in the CCCApply Privacy Policy.

* Section 54300 of subchapter 4.5 of chapter 5 of division 6 of title 5 of the California Code of Regulations.

By Checking here, I, Noelle Palmer, declare that:

- All of the information in this application pertains to me.
- Under penalty of perjury, the statements and information submitted in this online admission application are true and correct.
- I understand that falsification, withholding pertinent data, or failure to report changes in residency may result in District action.
- I understand that all materials and information submitted by me for purposes of admission become the property of Diablo Valley College.

By Checking here, I, Noelle Palmer, acknowledge understanding that:

- Federal and state financial aid programs are available and may include aid in the form of grants, work study, and/or any available student loans. I am aware that I may apply for assistance for up to the total cost of my education including enrollment fees, books & supplies, transportation, and room and board expense.
- I may apply for financial assistance if I am enrolled in an eligible program of study (certificate, associate degree, or transfer), and may receive aid if qualified, regardless of whether I am enrolled full-time or part-time.
- Financial aid program information and application assistance are available in the financial aid office at the college. The application is also available on-line.

Note: CCCApply will provide links to financial aid information and applications after you submit this application. You can also find financial aid information at www.icanaffordcollege.com, and on most college websites.

[Submit My Application](#)

Click "Submit"

Confirmation Page for Your Records

Confirmation

Your application for admission has been submitted to Diablo Valley College. Thank you.

Name

CCCID

College Applied to

Term Applied for

Email Address

Submission Date & Time

Confirmation Number



Check your email

- Please print a copy of this page for your records.
- You may also view or print a copy of your SUBMITTED INFORMATION for your records.
- CHECK YOUR EMAIL (including your spam folder) for important information from Diablo Valley College regarding your admission and registration.
- Remember to complete any additional admission requirements as specified in the Introduction of this application. Supporting materials and/or questions should be addressed to:

Diablo Valley College
321 Golf Club Rd
Pleasant Hill, CA 94523
Pleasant Hill, CA 94523
In-state telephone: (925) 685-1310
Out-of-state telephone:
Fax:
Website: <http://www.dvc.edu>

You may return to this Confirmation Page at any time via the Submitted Applications section of My Applications.

Continue

Final Step for Students: Registering for DVC

- ▶ You will have to wait until you have received all required emails.
- ▶ You need your **CCCID#** and **DVC ID#** to apply for the Career Academies
- ▶ May take up to **24 hours** to receive **DVC ID#**
- ▶ Check spam folders if you have not yet received the emails

Check your email for these emails!

#4	insite@insite.4cd.edu	Important Information Regarding Your Student Account - Student ID: [REDACTED] Username: [REDACTED] Password: Your birth date as MMDDYY (see explanation below) Registration Date (on or after the following): You have not yet be
#3	admissions@dvc.edu	Thank you for applying to Diablo Valley College - If you can't see this email, click here. Thank you for applying to Diablo Valley College. Applications are exported to DVC several times each day. Once your application has been proce
#2	DVCfinancialaid@dvc.edu	Financial Aid is available at DVC - If you can't see this email, click here. Dear [REDACTED] Welcome to Diablo Valley College! Don't forget to apply for financial aid as an important step to enrolling at DVC. Financial aid
#1	support@openccc.net	New OpenCCC Account Creation - July 19, 2018 Dear [REDACTED] Congratulations on successfully creating your OpenCCC Account. Your CCCID is: [REDACTED]. Your CCCID allows you to access the online services of the


First: Email from OpenCCC with Account Confirmation
Second: Financial Aid (You can disregard that one for now”

Third: Email from DVC Thanking You for Applying
Fourth: From DVC with important information regarding your Student Account - May take up to 24 hours

****This email contains your DVC ID#**

OpenCCC Account Confirmation Email

New OpenCCC Account Creation Inbox x

 support@openccc.net
to me ▾



July 19, 2018

Dear

Congratulations on successfully creating your OpenCCC Account.

Your CCCID is:

Your CCCID allows you to access the online services of the California Community Colleges using a private, secure, single sign-on account.

The CCCID is your global California Community Colleges ID and helps track your enrollment and academic records across all California Community Colleges that you may attend throughout your academic career.

You may be assigned a local Student ID by the college you are attending.

To confirm your college student ID, please contact your college directly.

Self-Service Account Recovery

User self-service account recovery is available at [OpenCCC.net](https://openccc.net)

Need Help?

California Community Colleges Help Desk
Toll Free: 1-877-247-4836
Email: support@openccc.net

[CCCHelp.info](https://ccchelp.info) is a 24/7, on-demand, community-powered, support site that provides official FAQs and online support to students as they apply to college and navigate the California Community College system.


We hope you enjoy your California Community College experience.

Thank you!


CCC Technology Center

DVC Thank you for Applying Email

Thank you for applying to Diablo Valley College Inbox x

 **admissions@dvc.edu**
to me ▾

If you can't see this email, [click here.](#)


DIABLO VALLEY COLLEGE

Thank you for applying to Diablo Valley College. Applications are exported to DVC several times each day. Once your application has been processed, **DVC will send a welcome e-mail with login information for their online services (within one business day)** The email will also contain your registration appointment date and other important information.

NOTE: Some applications are delayed if duplicate student records are found in DVC's records system. These applications are manually processed several times throughout each weekday. Applications requiring duplicate resolution that are submitted after 5:00 PM on Friday will be processed Monday at 9:00 AM.

DVC is pleased to be able to provide e-mail accounts to all students through a partnership between the Contra Costa Community College District and Microsoft. The college-provided e-mail is called InSite Mail. All College communications will be sent to your InSite Mail address. This includes registration notices, Financial Aid information and other time sensitive messages that may be important to your studies. More information about InSite Mail, including instructions on how to access your mailbox and how you can forward it to your personal address, will be sent after your application is processed.

Please visit the college website at www.dvc.edu for information on steps you can take to prepare for course enrollment. These steps include new student orientation, assessment testing for placement into English and Math courses, and advisement in planning your major.

For technical questions about your OpenCCC user account or your application, please contact the Support Center at 877-247-4836 or support@openccc.net. For questions about your enrollment to DVC, please contact the Admissions & Records Office at (925) 685-1310 or informationcenter@dvc.edu.

Thank you.

DVC Welcome Email



DIABLO VALLEY COLLEGE

Student ID:

Username:

Password: Your birth date as MMDDYY (see explanation below)

Registration Date (on or after the following):

Here is where you
get your DVC ID#

You have not yet been assigned registration dates. Please contact the Admissions & Records Office for assistance.

Dear Noelle Palmer:

Welcome to Diablo Valley College!

We are excited that you have chosen to join the Diablo Valley College family and appreciate the time you spent filling out the application! Your admission application has been processed. This email contains important information that you will need in order to register for classes and access our online services.

To access our online services, you will use our student portal called InSite, which includes:

- Registration, financial aid status, orientation and assessment scores
- Student Planning
- Your college email called **InSite Mail**.
- Important dates
- Parking permit purchase
- Text messaging options
- and much more!

You can access InSite at m.4cd.edu, or download and install the app on your mobile device. InSite is available at the [Apple App store](#) or the [Google Play store](#). (Select the appropriate link for your device, or search for DVC InSite.)

Important information to get you started... Student ID, Username (displayed at the top of this email) and Password.

- Your initial password to InSite will be your birth date as 2 numbers for the month, 2 numbers for the day and 2 numbers for the year (Example: if you were born January 25, 1998, your password will be 012598).
- You will be prompted to change your password when you first log in.
- You will also be asked to provide a cell phone number to receive a one time identity verification code, and to answer security questions.
- Do not share your username, student ID or security question answers with other students. Keep your information secure.

More information about InSite Mail will be sent in a separate message once your email account is ready. For questions regarding our online services, please see the **About Us** information within InSite or contact your Admissions & Records Office at the phone number or email address below.

Once again, welcome to Diablo Valley College. We look forward to seeing you on campus!

Sincerely,

DVC Admissions & Records

Congratulations!!!!

Registration Complete